




Instructions For Use



Freecall 1800 633 866

Treatment Situation	Quantity	Area & Method Of Distribution	Duration
1 Septic & AWTS 'Prime': 1. First morning of treatment: 2. That evening: 3. The following morning:	➔ Mix Ecocare pH powder with 1 litre cold water ➔ Add contents of the Ecocare AB bottle ➔ Add total of 4 litres of Activator	➔ Flush down a toilet ➔ Flush down a toilet ➔ Distribute down toilets & household drains leading to septic (when added to drains add 5 cups cold water per 1 cup Activator) 	Once Only Once Only Once Only now go to 2 or 3
2 Septic/AWTS Maintenance:	Add Activator at the following rate: 1 - 5 people = ½ cup per person per week 6 - 50 people = total of 3 cups per week	➔ Rotate weekly via toilets and drains leading to Septic/AWTS - (when added to drain add 5 cups cold water per 1 cup Activator) Note: for Kitchen Drain (G/T) application see 4	Ongoing weekly
3 Septic trench blockage: (rubble/leach/french drain, absorption pit, soak well):	After completing the 'Prime' 1 add 3 cups Activator per week	➔ Rotate weekly via toilets and drains leading to Septic - (when added to drain add 5 cups cold water per 1 cup Activator)	Weekly for approx. 3 - 4 months. Once trench blockage cleared refer to 'Septic/AWTS Maintenance' 2
4 Greywater & kitchen drain (grease trap): Maintenance & Treatment - odour & grease build up	2 cups Activator followed by 10 cups cold water	➔ Add weekly via the sink. For best results add 1/4 cup per night followed by 1 cup of water. If dishwasher is used add after pipes have cooled down.	Ongoing weekly or daily
5 Greywater trench blockage: (rubble/leach/french drain, absorption pit or soak well):	1. Add total of 4 litres of Activator 2. Add 3 cups per week	➔ Distribute via all drains leading to greywater system. ➔ Add 2 cups to kitchen sink & 1 cup to another h/hold drain (when added to drain add 5 cups cold water per 1 cup Activator)	Once only Weekly for approx. 3 - 4 months. Once trench blockage cleared refer to 'Greywater & Kitchen Drain - Maintenance' 4
6 Household Drains: odours or blockage	1 cup Activator mixed with 5 cups cold water	➔ Apply to the smelly or blocked drain each evening until the odour or blockage has cleared.	Usually 3 - 5 applications are sufficient
7 Cleaning:	Dilute 1 part Activator with 5 parts cold water 	➔ For all general cleaning tasks: showers, baths, toilets, sinks, tiles, floors and benches. Pour slops down the drain to keep drains clear and septic healthy. For windows dilute 1 part Activator to 40 of water.	It is important to rinse out the spray bottle & refill with fresh Activator at least fortnightly.
8 Unpleasant Odours:	Dilute 1 part Activator with 10 parts cold water.	➔ Spray the offending areas: Ideal for pet and animal waste, urine, rubbish bins, milk spills, decaying waste and any other organic waste.	

Additional Instructions:

Please note: 1 cup = 250mls

If your tank is **full** we recommend that you have it pumped out before commencing treatment with **Ecocare Activator**.

Adherence to the following will maximise the benefits achieved from using **Activator** and avoid situations likely to work in opposition to our products.

Avoid Exposing your systems to:	Alternative:
Toilet blocks, toilet bowl deodorisers and harsh toilet bowl cleaners	Use Activator for these applications. Not only will it perform a cleaning function, it will also stimulate the bacteria when it enters the waste system.
Nappy cleaners or bleaches	Where unavoidable, use nappy cleaners and bleaches in a bucket and dispose of safely, away from the septic or greywater system.
Antiseptics, disinfectants, tea tree, pine or eucalyptus oil	Where unavoidable, use in a bucket and dispose of safely, away from the septic or greywater system.
Important Information: Tree and grass roots	Activator will not deal with problems caused by tree or grass roots. Remove roots independantly. If poisons used, consult us before using Activator

Ensure that:

* **Activator** is used without interruption at the **correct application rates**. This will ensure an ongoing healthy and trouble free system.

For best results add at night (or during period of least usage).

* **Activator** is used for all household cleaning. This environmentally friendly alternative is both economical and beneficial for your drains and waste system. Where caustic cleaners are used, flush with 4 - 5 litres water before adding **Activator**.

* **Activator**, when applied for septic and or greywater treatment, is followed by the recommended amount of **cold water**. Cold tap water is an essential ingredient for the activation process.


* **Dishwashing machine detergents**, where used, are **low in alkaline**.

* **Washing machine** detergents, where used, are **biodegradable** or **enzyme** based.

* **Activator** is stored in a cool place, avoiding direct sunlight or heat. Make sure the tap and cap are securely fitted.

Please note: Ecocare **Activator** in irrigation water will reduce odour and blockages in your sprinkler systems and will not harm your plants or animals*

* **Not for consumption.**



And finally, don't put up with any problems - Call us on **Freecall 1800 633 866** if you need any further advice or assistance.